

# cercon<sup>®</sup> zirconia

TIME TESTED • TIME TRUSTED

## Longest Clinical History of Available Zirconias

FROM THE FIRST research undertaken at the Engineering University in Zurich, Switzerland in 1996 and the first clinical studies in the industry at the Zurich Dental School in 1998, Cercon's zirconia has led the way in the all-ceramic revolution.

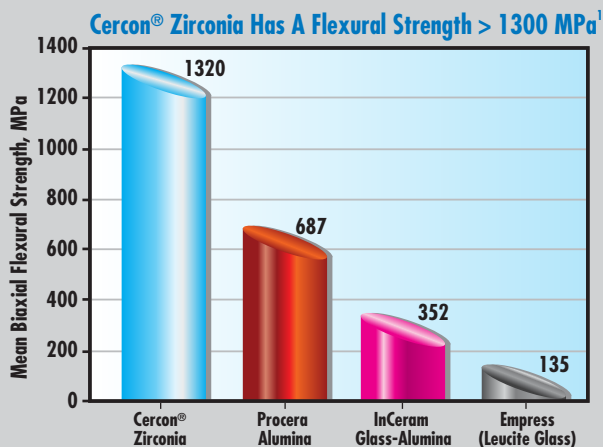
Now after 9 years of clinical success in more than 10 clinical trials, Cercon has proven to withstand the test of time which is why Cercon Zirconia frameworks now come with a 7 year guarantee against breakage.

- 1996 • University of Zurich, Switzerland
- 1998 • University of Goettingen, Germany
- 1998 • Evident Study, Hanau Germany
- 2000 • Tokyo Medical & Dental University, Japan
- 2001 • University of Kiel, Germany
- 2001 • University of Wurzburg, Germany
- 2003 • University of Maryland, USA
- 2005 • University of Munich, Germany
- 2005 • University of Goettingen, Germany
- 2007 • CRA, Provo, Utah USA



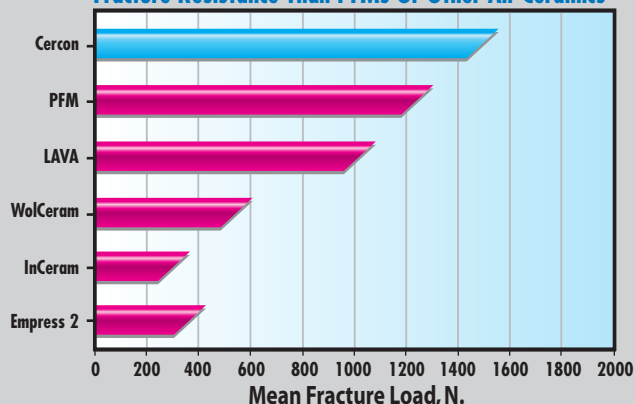
## Superior Strength

Medical grade Cercon<sup>®</sup> zirconia delivers strength and toughness beyond any other all-ceramic on the market, providing you with a durable solution in crown and bridge restorations.



## Performance Proven

**Cemented Veneered Cercon<sup>®</sup> Bridges Have A Higher Fracture Resistance Than PFMs Or Other All-Ceramics<sup>2</sup>**



*I have been using Cercon Zirconia for over 5 years now and there is simply no better product when it comes to esthetics and strength.*

**Dr. David Little**

- Longest Clinical History of Zirconias
- Over 1,300 MPa Flexural Strength
- Over 3 Million Units Placed
- Medical Grade – Tissue Friendly Biocompatibility
- Low Plaque Adhesion Characteristics



# cercon<sup>®</sup> zirconia

PFM PERFORMANCE • ALL-CERAMIC ESTHETICS

## Esthetic Excellence

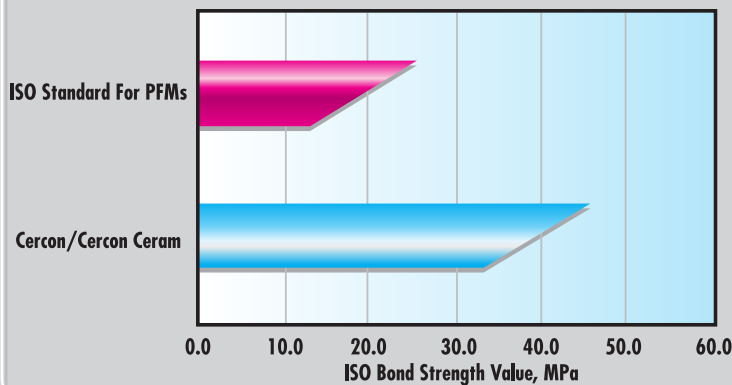
Strength is important, but Esthetics are the first priority of the patient. Benefiting from the expertise of over 40 years of Ceramco porcelains, the Cercon system offers a variety of approaches to optimize the natural look of your patient's smile. Ceramco<sup>®</sup> PFZ, PFZ Press, Cercon<sup>®</sup> Ceram KISS<sup>™</sup> and Cercon Ceram Press porcelains provide unsurpassed esthetics, a proven bond to zirconia and the fluorescence of natural dentition.



*Unlike PFMs, Cercon restorations are translucent through the core delivering enhanced esthetics to your patients.*

## Bonding Reliability

Porcelain Bond Strength To Cercon<sup>®</sup> Exceeds International Standards For PFMs<sup>3</sup>

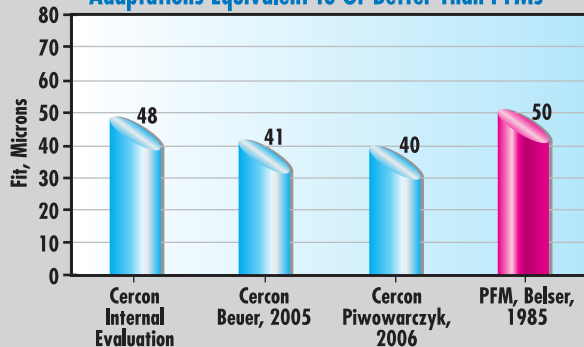


*There are many different products in the world of all-ceramics, but when it comes to Cercon, I get the precise fit and reliable results that I demand case after case.*

**Dr. Lou Graham**

## Fits Like A PFM

Cercon<sup>®</sup> Restorations are Shown To Have Marginal Adaptations Equivalent to Or Better Than PFMs<sup>4,5,6</sup>



- Proven Durability and Low Wear Characteristics
- CAD/CAM Precision Marginal Fit
- Conventionally Cementable or Bondable
- Easy Conservative Prep Like a PFM
- Natural Translucency and Fluorescence



1. Erdelt et al., Quintessenz Zahntech, 30 (9), p942, 2004; Wagner et al., J. Prosthet Dent, 76, p140, 1996  
 2. Gröger, G., et al., Ceramic Veneering of Au Alloy and CAM Zirconia Ceramic, IADR 2003, Abstract 1454. Traubenhansl, P. et al., Marginal Adaptation of All-Ceramic Crowns with Adhesive Bonding, IADR 2004, Abstract 3191. Rosentritt M et al., Fracture Strength of Zirconia Posterior Fixed Partial Dentures, CED/Israel/NOF Divisions, IADR 2004, Abstract 0110.  
 3. Nishimura et al., Bond Strength of Porcelain to yttria-stabilized tetragonal zirconia framework, IADR 2004, Abstract 1829  
 4. Beuer F, Fischer T, Erdelt K, Aggstaller H, Speigl K, Gernet W, Comparison of CAD/CAM and CAM Milled Zirconia Bridge Frames, J Dent Res 84, 2005, (Spec Iss A):1336.  
 5. Pivowarczyk A, Lauer HC, Determining the marginal fit of CAD/CAM bridge frameworks, J Dent Res 85, 2006 (Spec Iss B):0254  
 6. Belser UC, MacEntee MI, Richter WA, Fit of three porcelain-fused-to-metal marginal designs in vivo: a scanning electron microscope study, J Prosthet Dent. 1985 Jan;53(1):24-9.  
 ProCera, InCeram, Empress, Lava, WolCeram are not registered trademarks of DENTSPLY Ceramco.

## The Proven All-Ceramic Solution

All backed by DENTSPLY- Your trusted dental partner for over 100 years !

DENTSPLY International  
 DENTSPLY Ceramco  
 570 West College Avenue  
 York, PA 17405-0872

www.dentsply.com  
 www.ceramco.com  
 800-243-1942

Distributed by: DENTSPLY Canada  
 161 Vinyl Court  
 Woodbridge, Ontario L4L 4A3  
 800-263-1437

DENTSPLY  
 CERAMCO

The chemistry of a great smile.<sup>SM</sup>

R<sub>x</sub> only PC 090928 Rev. 03/08